


Lot # 3042

ATC 1000

Fully Automatic
High-Performance
Tire Changer



Change all tire types
including today's
low-profile tires and
expensive wheels

JohnBean™

ATC 1000 AUTOMATICALLY REMOVES THE MOST DIFFICULT UPPER BEADS



INNOVATIVE DESIGN

- Wheel lift designed to handle larger wheel and tire assemblies. Tire diameter measured during wheel lifting
- Automatic laser scanning of the wheel's edge using Smart Vision wheel and tire profiling
- Assures removal of the most difficult beads without harm to the bead or wheel
- Automatic positioning of rim edge to the bead breaker disc assures bead breaking without harm to the tire sidewall or the wheel


SAFE, CONSISTENT OPERATION

- Wheel position is automatically determined by the ATC 1000 to speed removal
- Automatic scanning combined with precision controls assures consistent bead breaking and tire removal for all tire types
- Automatic design improves profitability with high customer satisfaction
- Remove and remount the tire to the wheel without the possibility of wheel damage




Requires less operator intervention and no tool-to-wheel contact to break beads, mount or demount tires


Uses Smart Vision wheel and tire profiling to automatically identify the wheel's edge and relies on computer-controlled, robotic bead removal tools, delivering unparalleled accuracy and providing Do No Harm performance.



Intelligent Wheel Lift



Center-Post Hydraulic Clamping



Ergonomic Bead Breaker



Bead Push

CENTER-POST HYDRAULIC CLAMP

Center wheel clamping provides easy and precise wheel mounting while avoiding damage. Precise centering prevents rim edge contact with the mounting tool

SMART VISION WHEEL AND TIRE PROFILING

Assures precise tire removal and installation using laser imaging profiles for the robotic bead removal tools

ERGONOMIC BEAD BREAKER

Servo driven lower bead breaker is automatically positioned as the wheel diameter is entered

BEAD PUSH

Integrated bead pusher aids in mounting the upper bead on any tire with ease. Unique two-position design controls positioning the bead into the drop center

INTELLIGENT WHEEL LIFT

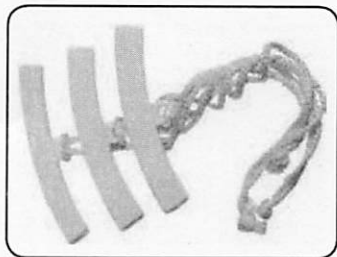
Front-mounted wheel lift with single switch control, effortlessly positions the tire on the turntable. Automatically measures the outside diameter of the tire for accurate positioning on the pedestal when lifted

INTEGRATED TIRE INFLATION SYSTEM

Quick and safe top side bead seating and inflation included

JohnBean™


PRODUCT FEATURES & SPECIFICATIONS




Rim Protector
(Snaps onto rim of wheel)




Reverse-Mount/Clad Wheel
Adapter



Bead Pusher



Light-Truck Wheel Kit



EEWH536B
ATC 1000

SPECIFICATIONS*

Equipment Specifications

- **Wheel diameter:** 10" - 30" (25cm - 76cm)
- **Max wheel width:** 17" (43cm)
- **Max tire diameter:** 47" (119cm)
- **Max tire weight:** 154 lbs (70kg)
- **Work space dimensions (D x W x H):** 51" x 73" x 89" (130cm x 185cm x 226cm)
- **Shipping weight:** 2050 lbs (930kg)
- **Compressed air supply:** 110 - 170 psi
- **Power requirements:** 230V 1Ph 60Hz

Standard Accessories

- **Light-truck wheel kit**
- **Reverse mount and clad wheel adapter**
- **Bead pusher**
- **Rim protector**

*Specifications based on OEM tires

John Bean is committed to product innovation and improvement. Therefore, specifications listed in this brochure may change without notice. © 2014 Snap-on Incorporated. John Bean is a trademark of Snap-on Incorporated. All rights reserved. All other marks are marks of their respective holders.

09/14 SS3148H

For more information regarding the ATC 1000
Call 800.362.4618 (US) or 800.362.4608 (Canada)

www.johnbean.com

www.johnbean.ca

JohnBean™