



# VIN Decoder

Powered by



Version: 3.46 last updated on 4/13/2024

 [Release Notes](#)

 [Subscribe/Unsubscribe](#)

NHTSA's VIN decoder allows you to query a particular vehicle's VIN to identify specific information encoded in the number.

**VIN**

1FDVU4XG1HKB22088

**Model Year**

Vehicle's Model Year



## 2017 FORD - INCOMPLETE VEHICLE

✓ **Error Text:** 0 - VIN decoded clean. Check Digit (9th position) is correct

**Manufacturer:** FORD MOTOR COMPANY

**DBAs:**

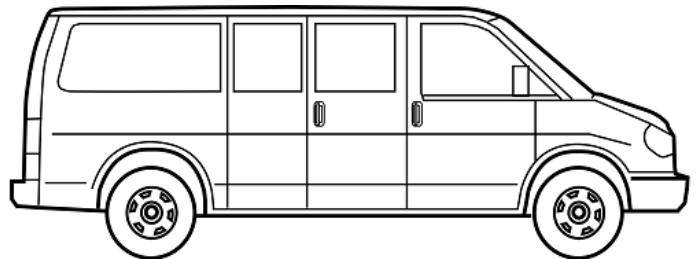
**Vehicle Type:** INCOMPLETE VEHICLE

**Model Year:** 2017

**Make:** FORD

**Model:** Transit

**Body Class:** Van



## Other Information

Information provided below is based on the details provided by the manufacturer of this vehicle to NHTSA in the part 565 submittal

**Gross Vehicle Weight Rating:** Class 3: 10,001 - 14,000 lb (4,536 - 6,350 kg)

**Cylinders:** 6

**Drive Type:**

**Primary Fuel Type:** Gasoline

**Engine Model:**

**Secondary Fuel Type:**

**Engine Brake (HP):** 310

**Engine Manufacturer:** Ford

**Transmission Speed:**

**Transmission Style:**

**Cab Type:**

**Bed Type:**

**Engine Displacement (L):** 3.5

**Plant Information:** KANSAS CITY, MISSOURI, UNITED STATES (USA)

## All Vehicle details

NOTE: Any missing decoded values should be interpreted as NHTSA does not have data on the specific variable. Missing value should NOT be interpreted as an indication that a feature or technology is unavailable for a vehicle.

Group Name	Element	Value
	Suggested VIN	
	Error Code	0
	Possible Values	
	Additional Error Text	
	Error Text	0 - VIN decoded clean. Check Digit (9th position) is correct
	Vehicle Descriptor	1FDVU4XG*HK
General	Destination Market	
General	Make	FORD
General	Manufacturer Name	FORD MOTOR COMPANY
General	Model	Transit
General	Model Year	2017
General	Plant City	KANSAS CITY
General	Series	350 HD
General	Trim	
General	Vehicle Type	INCOMPLETE VEHICLE
General	Plant Country	UNITED STATES (USA)
General	Plant Company Name	
General	Plant State	MISSOURI
General	Trim2	
General	Series2	Passenger Van - Wagon body style
General	Note	DRW: Double Rear Wheel; Door: slideRoof: High Roof, Cab/Body: EL, Chassis Type: DRW
General	Base Price (\$)	
General	Non-Land Use	

Group Name	Element	Value
Exterior / Body	Body Class	Van
Exterior / Body	Doors	
Exterior / Body	Windows	
Exterior / Body	Wheel Base Type	
Exterior / Body	Track Width (inches)	
Exterior / Dimension	Gross Vehicle Weight Rating From	Class 3: 10,001 - 14,000 lb (4,536 - 6,350 kg)
Exterior / Dimension	Bed Length (inches)	
Exterior / Dimension	Curb Weight (pounds)	
Exterior / Dimension	Wheel Base (inches) From	148
Exterior / Dimension	Wheel Base (inches) To	
Exterior / Dimension	Gross Combination Weight Rating From	
Exterior / Dimension	Gross Combination Weight Rating To	
Exterior / Dimension	Gross Vehicle Weight Rating To	
Exterior / Truck	Bed Type	
Exterior / Truck	Cab Type	
Exterior / Trailer	Trailer Type Connection	Not Applicable
Exterior / Trailer	Trailer Body Type	Not Applicable
Exterior / Trailer	Trailer Length (feet)	
Exterior / Trailer	Other Trailer Info	
Exterior / Wheel tire	Number of Wheels	
Exterior / Wheel tire	Wheel Size Front (inches)	
Exterior / Wheel tire	Wheel Size Rear (inches)	
Interior	Entertainment System	
Interior	Steering Location	
Interior / Seat	Number of Seats	

Group Name	Element	Value
Interior / Seat	Number of Seat Rows	
Mechanical / Transmission	Transmission Style	
Mechanical / Transmission	Transmission Speeds	
Mechanical / Drivetrain	Drive Type	
Mechanical / Drivetrain	Axles	
Mechanical / Drivetrain	Axle Configuration	
Mechanical / Brake	Brake System Type	Hydraulic
Mechanical / Brake	Brake System Description	
Mechanical / Battery	Other Battery Info	
Mechanical / Battery	Battery Type	
Mechanical / Battery	Number of Battery Cells per Module	
Mechanical / Battery	Battery Current (Amps) From	
Mechanical / Battery	Battery Voltage (Volts) From	
Mechanical / Battery	Battery Energy (kWh) From	
Mechanical / Battery	EV Drive Unit	
Mechanical / Battery	Battery Current (Amps) To	
Mechanical / Battery	Battery Voltage (Volts) To	
Mechanical / Battery	Battery Energy (kWh) To	
Mechanical / Battery	Number of Battery Modules per Pack	
Mechanical / Battery	Number of Battery Packs per Vehicle	
Mechanical / Battery / Charger	Charger Level	
Mechanical / Battery / Charger	Charger Power (kW)	
Engine	Engine Number of Cylinders	6
Engine	Displacement (CC)	3500.0

Group Name	Element	Value
Engine	Displacement (CI)	213.58310433156
Engine	Displacement (L)	3.5
Engine	Engine Stroke Cycles	
Engine	Engine Model	
Engine	Engine Power (kW)	
Engine	Fuel Type - Primary	Gasoline
Engine	Valve Train Design	
Engine	Engine Configuration	V-Shaped
Engine	Fuel Type - Secondary	
Engine	Fuel Delivery / Fuel Injection Type	
Engine	Engine Brake (hp) From	310
Engine	Cooling Type	
Engine	Engine Brake (hp) To	
Engine	Electrification Level	
Engine	Other Engine Info	Ecoboost
Engine	Turbo	
Engine	Top Speed (MPH)	
Engine	Engine Manufacturer	Ford
Passive Safety System	Pretensioner	
Passive Safety System	Seat Belt Type	Manual
Passive Safety System	Other Restraint System Info	
Passive Safety System / Air Bag Location	Curtain Air Bag Locations	
Passive Safety System / Air Bag Location	Seat Cushion Air Bag Locations	
Passive Safety System / Air Bag Location	Front Air Bag Locations	1st Row (Driver and Passenger)

Group Name	Element	Value
Passive Safety System / Air Bag Location	Knee Air Bag Locations	
Passive Safety System / Air Bag Location	Side Air Bag Locations	1st and 2nd and 3rd Rows
Active Safety System	Anti-lock Braking System (ABS)	
Active Safety System	Electronic Stability Control (ESC)	
Active Safety System	Traction Control	
Active Safety System	Tire Pressure Monitoring System (TPMS) Type	Direct
Active Safety System	Active Safety System Note	
Active Safety System	Auto-Reverse System for Windows and Sunroofs	
Active Safety System	Automatic Pedestrian Alerting Sound (for Hybrid and EV only)	
Active Safety System	Event Data Recorder (EDR)	
Active Safety System	Keyless Ignition	
Active Safety System	SAE Automation Level From	
Active Safety System	SAE Automation Level To	
Active Safety System / Maintaining Safe Distance	Adaptive Cruise Control (ACC)	
Active Safety System / Forward Collision Prevention	Crash Imminent Braking (CIB)	
Active Safety System / Lane and Side Assist	Blind Spot Warning (BSW)	
Active Safety System / Forward Collision Prevention	Forward Collision Warning (FCW)	
Active Safety System / Lane and Side Assist	Lane Departure Warning (LDW)	

Group Name	Element	Value
Active Safety System / Lane and Side Assist	Lane Keeping Assistance (LKA)	
Active Safety System / Backing Up and Parking	Backup Camera	
Active Safety System / Backing Up and Parking	Parking Assist	
Exterior / Bus	Bus Length (feet)	
Exterior / Bus	Bus Floor Configuration Type	
Exterior / Bus	Bus Type	
Exterior / Bus	Other Bus Info	
Exterior / Motorcycle	Custom Motorcycle Type	Not Applicable
Exterior / Motorcycle	Motorcycle Suspension Type	Not Applicable
Exterior / Motorcycle	Motorcycle Chassis Type	Not Applicable
Exterior / Motorcycle	Other Motorcycle Info	
Active Safety System / Forward Collision Prevention	Dynamic Brake Support (DBS)	
Active Safety System / Forward Collision Prevention	Pedestrian Automatic Emergency Braking (PAEB)	
Active Safety System / 911 Notification	Automatic Crash Notification (ACN) / Advanced Automatic Crash Notification (AACN)	
Active Safety System / Lighting Technologies	Daytime Running Light (DRL)	
Active Safety System / Lighting Technologies	Headlamp Light Source	
Active Safety System / Lighting Technologies	Semiautomatic Headlamp Beam Switching	



Group Name	Element	Value
Active Safety System / Lighting Technologies	Adaptive Driving Beam (ADB)	
Active Safety System / Backing Up and Parking	Rear Cross Traffic Alert	
Active Safety System / Backing Up and Parking	Rear Automatic Emergency Braking	
Active Safety System / Lane and Side Assist	Blind Spot Intervention (BSI)	
Active Safety System / Lane and Side Assist	Lane Centering Assistance	

## Using NHTSA's VIN Decoder to Identify a Vehicle's Plant of Manufacture

Among the information NHTSA's VIN decoder provides is information about the vehicle's plant of manufacture. After searching a VIN, you'll see the build plant and country for the vehicle in question. Refer to the "Plant Information" section at the bottom of the results.

## More Information

The information displayed through NHTSA's VIN decoder is reported by the manufacturer. If you have further questions regarding this information, **please contact the vehicle manufacturer**. In addition, more information may be available on a label affixed to the vehicle. NHTSA's Part 583 webpage provides more information about this label.

If you are using NHTSA's VIN decoder to get information regarding the U.S. Electric Vehicle Tax Credit, **please refer to information released by the** U.S. Department of Energy, U.S. Department of the Treasury and Internal Revenue Service, and these FAQs.

**NHTSA Information ▼**

**Website Information ▼**

**Information For ▼**

**NHTSA Sites ▼**

National Highway Traffic Safety  
Administration

1200 New Jersey Avenue, SE  
Washington, DC 20590

1-888-327-4236

1-800- 424-9153 (TTY)

